










TP6607 MF Series

Plate | PAL Wheel | 500Kg - 600Kg



Measures

								
		inch(mm)	inch(mm)			kg	mm	mm
TP6657MF-0*-PAL BB	TP6657MF R-0*-PAL BB	5.5" (138)	2" (50)	PU / Cast Iron	Ball	500	184.5	125
TP6687MF 0*-PAL BB	TP6687MF R-0*-PAL BB	8" (203)				600	250	162

Specification

Part	Component	Remarks
Swivel	Top Plate	6.0t HR Steel
	Bearing	#6007-2RS
	Body	6.0t HR Steel
	Center Pin	Ø35.0mm, S10C
Wheel	PAL	Urethane tread on aluminum center
	Bearing	#6203-2RS
	Shaft	½" Bolt & Lock Nut

Options

Code	Description
ART	Auto Return

Dimensions

Type	Code	Dimensions (mm)	
Rectangular Plate	01	Overall	114 x 102
		Hole Spacing	92 x 67 to 76 x 76
		Attaching Bolt Size	M10 (3/8")
	06	Overall	160 x 128
		Hole Spacing	130 x 100
		Attaching Bolt Size	Ø14
	07	Overall	100 x 130
		Hole Spacing	77.5 x 105
		Attaching Bolt Size	Ø11